

DLF-416

4"NON-IC Horizontal Architectural Frame-in-kit For

(1)13W, 18W or 26W DTT/TTT Lamps.

Catalog #		Type
Project		Date
Prepared by		

FLUORESCENT



DESCRIPTION

The DLF-416 is a 4" aperture Architectural frame-in kit for (1) horizontal CFL lamps, for wide beam area and task lighting. The DLF-416 offers a wide beam area choice of trim types including reflector, lensed and wall wash trims.

DESIGN FEATURES

• Mounting Frame

- 20-gauge CRS mounting ring, black-painted. 1-5/8" deep collar may use for various thickness of ceiling materials.

• Junction Box

- Listed for through branch circuit wiring. (Max. 8 No 12 AWG 90°C branch circuit conductors. (4 in, 4 out)
- (5) 1/2" knockouts with true pry-out slots and (4) knockouts with Romex cable clamp.
- Ground wire provided on J-box.

• Reflector

- Anodized clear, haze, gold, champagne, pewter color finished full reflectors. And anodized reflectors with black or white milled groove baffle collar.

• Trim Ring

- White plastic ring or plated chrome, satin nickel, polished brass, natural steel color ring.

• Socket

- G24Q/GX24Q socket for use 4 pin DTT, TTT lamps.

• Socket Housing

- Installed (4 pin or 2 pin) thermoplastic lampholders in stamped galvanized steel housing attached on the reflector top.

• Mounting Channel Bracket

- Commercial mounting kit provided up to 5" vertical adjustment, which accommodates 1/2" EMT conduit, optional HB-24 or HBC-24 bar hanger or lathing channels for T-bar grid or concealed spline ceiling.

• Lamp

- Compact Fluorescent lamps.
 - * DTT-Double twin tube (Quad/CFQ)
 - (1) 13W DTT (4 pin)
 - (1) 18W DTT (4 pin)
 - (1) 26W DTT (4 pin)
 - * TTT-Triple Twin Tube (CFTR)
 - (1) 18W TTT (4 pin)
 - (1) 26W TTT (4 pin)

• Ballast

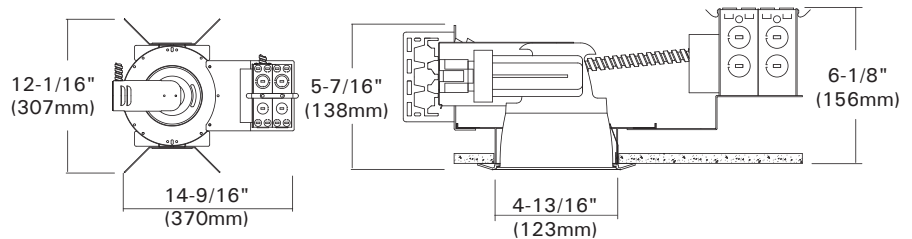
- Class P Thermally protected by internal fuse (3 amp fast blow), Multi-volt electronic ballast or thermal cut-out switch in magnetic ballast.
- High Power Factor Multi-volt Electronic ballasts for 4 pin type compact fluorescent lamps mounted on J-box door for easy access from inside of fixture.

* Listing

- UL, c-UL listed for damp location.
- UL, c-UL listed for feed through.

• Optional "Quick Connect" Push-in wire connectors.

- Three "Quick Connectors"
- Pre-installed push-in wire connectors for fast and easy wiring.



Ceiling Cut-out : 5"
Lamp, Max, Watt. : 26W

Ordering Information

Housing	Ballast	Lamp(s) Watt.	Option
DLF-416	-N : 120V NPF Magnetic -H : 120V HPF Magnetic -NE : 120V NPF Electronic -HE : 120V HPF Electronic	113 : (1)13W 118 : (1)18W 126 : (1)26W	-EM : Emergency w/ Remote Test Switch -C : Quick Connectors

Example : DLF-416-E118

Trims

4" Horizontal Compact Fluorescent Trims For

DLF-416, DLF-426

Catalog #		Type
Project		Date
Prepared by		


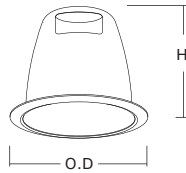
FLUORESCENT

TM-49R TM-49RF

Specular Open Reflector
26W TTT, DTT

White Plastic Trim Ring
O.D : 6-1/16"
Height : 4-7/8"

*Symbol (RF) is for Self-flange



TM-49R-HC

TM-49R-GD

TM-49RF-HC

TM-40B

Baffle w/ Reflector
26W TTT, DTT

White Plastic Trim Ring
O.D : 6-1/16"
Height : 4-7/8"



TM-40B-WH

TM-40B-BK

TM-48

Reflector w/ Frosted Drop Lens
26W TTT, DTT

White Metal Trim Ring
O.D : 6-1/16"
Height : 4-7/8"




TM-48-HC

TM-46B

Baffle w/ Fresnel Lens
26W TTT, DTT

White Plastic Trim Ring
O.D : 6-1/16"
Height : 4-7/8"



TM-46B-WH

TM-46B-BK

TM-48S

Reflector w/ Frosted 3.5" Center Hole Lens
26W TTT, DTT

White Metal Trim Ring
O.D : 6-1/16"
Height : 4-7/8"



TM-48S-HC

TM-46R

Reflector w/ Fresnel Lens
26W TTT, DTT

White Plastic Trim Ring
O.D : 6-1/16"
Height : 4-7/8"



TM-46R-CL

- ◆ White plastic ring standard. Also available with metal rings.
- ◆ All trims are damp location, Lens trims are wet location listed.

ORDERING INFORMATION

Choose the catalog / finish codes that best suit your needs and enter it on the appropriate line.

TRIM MODEL	REFLECTOR	LENS	BAFFLE	METAL RING
	CL :Clear	FR :Fresnel	WH :White	WH :White
	WH :White	AS :All Sanded	BK :Black	BK :Black
	GD :Gold	CL :Clear	SN :Satin Nickel	SN :Satin Nickel
	MA :Matte Platinum	CS :Center Part Sanded	AN :Antique Nickel	AN :Antique Nickel
	CP :Champagne	CV :Convex Prismatic	AC :Antique Copper	AC :Antique Copper
	PR :Pewter	AL :Albalite	MO :Mocha	MO :Mocha
	HC :Haze Clear		CA :Cappuccino	CA :Cappuccino
			CH :Chrome	CH :Chrome
			UN :Natural Steel	UN :Natural Steel
			PB :Polished Brass	PB :Polished Brass

Examples:

TM-49R-HC-WP = Haze Clear Reflector

TM-40B-BK-WP = Black Baffle w/ Clear Reflector